



Welcome to YR



Robins Class Information

<https://www.facebook.com/HambledonSchool/>

Hambledon Primary School
@Hambledon School

Home
Posts
About
Events
Photos
Videos
Community
Promote
Manage promotions

Like Follow Share ... Send Message

Create Live Event Offer Job

Write a post...

Photo/Video Get messages Feeling/Activ...

Get more Page likes
Help people find and like your Page

Get more link clicks
Send people from Facebook to a website

ABOUT HAMBLEDON PRIMARY SCHOOL

Hambledon Primary - a village school, nurturing ...

Starting school is a really big step in your child's life and at Hambledon Primary School we make L...

See more

www.hambledon.hants.sch.uk

Ms Adrienne Corr Headteacher

Hello and welcome to Hambledon!

We are very pleased you have chosen us as your child's primary school and look forward to meeting them and getting to know them better.



I have been working here since September 2014 and the school has grown and developed hugely in that time - seeing our first cohort of Year 6s leave the school in July 2017.

I took on the role of Acting Headteacher in April 2021. I am now Headteacher and feel very proud to lead such a wonderful school full of kind, resilient, enthusiastic pupils and caring, thoughtful and experienced staff. Everyone here is committed to ensuring your child enjoys school and makes the most progress with their learning and self development that they can. I can be found on the playground at drop-off and pick-up most days or can be contacted via the School Office if you have any questions.

We are looking forward to September and having your child start their primary school journey with us!

Staff who will be working with your children



Mrs Gerry Walker
LSA Mon - Thurs am



Mrs Kate Bolton
YR Class Teacher



Mrs Alex Frost
LSA Mon -Fri pm

YR

- ▶ We are going to be a class of 16 children.
- ▶ We will do some of our learning as a class, some in smaller groups and most through enhanced and continuous provision, where the children are learning through activities set up for them and their own choice activities.
- ▶ This is a very important year for the YR children and as such we want to make it as rich an experience as possible.

Morning Routines



- 8.40am Children in to school
- Encourage independence when coming into school. They will need: a coat, water bottle, book bag. We will provide a reading book and diary that they bring to school each day.
- Register and choosing lunch. If they bring a packed lunch, please remember we are a NUT FREE school.
- Snack is available during the morning. A piece of fruit and milk will be provided for them. Milk is provided for all YR children unless you have otherwise informed us that you do not wish for them to have it. (you will need to register for them to continue having milk once they have their 5th birthday.)

School Uniform

Please name ALL clothes

School Uniform:

Hambleton school uniform is royal blue in colour and consists of a sweatshirt / cardigan and polo shirt bearing the logo, available to buy from uniform suppliers Skoolkit located in Havant or can be ordered online from: Skoolkit. The remaining uniform consists of:

- ▶ Grey trousers, skirt, tunic or shorts
- ▶ Summer dress in blue gingham
- ▶ Grey/black/white socks
- ▶ Grey or white tights
- ▶ Black footwear (trainers are not considered suitable)
- ▶ Royal blue book bag (with logo - optional)
- ▶ Royal blue baseball cap for summer (optional)
- ▶ Coat for all weathers



Named Belongings

Please ensure your child's name is on all of their clothing.

PE kit - This can be worn to school on PE days.

- Blue school t-shirts
- Black/Navy blue shorts
- Plimsolls / trainers
- Socks
- School jumper or cardigan
- Coats- please bring coats every day in all weathers as we may go out for walks and children spend a lot of time learning outdoors. It rains even on sunny days.
- Sun hats every day in the summer (please apply sun cream before coming to school).
- Your child will also need their water bottle each day, filled with fresh water only (no squash/juice please).





We will introduce a 'Home Teddy' which will involve a soft toy coming home with one of the children. This will happen most weeks during the Autumn and Spring terms.

It is very low maintenance - we only ask that it be involved in the activities your child is doing. If possible, help your child to take a photo with the teddy to show what they have been doing and write a little diary about their weekend to go with the photo.

Home Learning

- ▶ **Phonics / sounds** - learn sound and action and keep going over them regularly.
- ▶ **Tricky Words** - go over tricky words regularly.
Words will come home. Please help your child to learn them.
- ▶ They may also get a 'Home learning' task - This will focus on something that we have been doing in class.
- ▶ **Reading books and Reading diary**

Please use the reading diary to write the title of the school reading book and write the date when you have read with your child, please make a comment about how they read if possible and sign or initial it. We expect children to read at least three times a week in order to help them become fluent readers. They will come home with a phase 1 phonics book for you to share with them and then a 'learn to read' phonics book once they are secure with their first six sounds (satpin) and a 'love to read' book from our library or reading boxes. Their 'learn to read' book is one that they should be able to decode and read by themselves, building up fluency over the week. Their 'love to read' book may be beyond them phonetically and is meant to be shared with you/read to them by you.

- ▶ **Sharing achievements outside of school** - Please let us know of any of your child's achievements outside of school. We always like hearing about the other things they have been doing.



Baseline Assessment

The word assessment can cause anxiety. I would like to take this opportunity to reassure you that this is nothing to worry about.

Starting from September, the government have made the decision that all YR classes will use the same 'Baseline Assessment'. It is done during their first 6 weeks of school.

The assessment will be carried out in a way that causes no stress to the children and will just be part of their learning and observations that we make.


The results of the assessment are used to help inform us of our starting point for each child, ensuring that we provide the enhancements and support that each of them needs to develop and grow to their full potential.

Reading

The EYFS states:

"It is crucial for children to develop a life-long love of reading. Reading consists of two dimensions: language comprehension and word reading. Language comprehension (necessary for both reading and writing) starts from birth. It only develops when adults talk with children about the world around them and the books (stories and non-fiction) they read with them, and enjoy rhymes, poems and songs together. Skilled word reading, taught later, involves both the speedy working out of the pronunciation of unfamiliar printed words (decoding) and the speedy recognition of familiar printed words. Writing involves transcription (spelling and handwriting) and composition (articulating ideas and structuring them in speech, before writing)."

- Use their knowledge of sounds to put the words together. This is referred to as 'Blending'.
- Tricky word recognition - Words that just have to be learnt.
- Understanding the text - asking questions in sentences and not just one word answers.
 - How would you feel if this happened to you?
 - What do you think might happen next?
 - How do you think the characters are feeling? Why?
 - How might the story end?



Writing



The EYFS states:

"Writing involves transcription (spelling and handwriting) and composition (articulating ideas and structuring them in speech, before writing)."

Making marks-Children should be talking about and giving meaning to the marks they make.

- Letter formation will be taught.
- Hearing and writing-initial, middle and final sounds.
- Think and say a sentence, have a go at writing it.
- Writing their name using capital letter only for the initial letter. Use their name cards to help.



Maths

The EYFS Curriculum states that:

"Developing a strong grounding in number is essential so that all children develop the necessary building blocks to excel mathematically. Children should be able to count confidently, develop a deep understanding of the numbers to 10, the relationships between them and the patterns within those numbers. By providing frequent and varied opportunities to build and apply this understanding - such as using manipulatives, including small pebbles and tens frames for organising counting - children will develop a secure base of knowledge and vocabulary from which mastery of mathematics is built. In addition, it is important that the curriculum includes rich opportunities for children to develop their spatial reasoning skills across all areas of mathematics including shape, space and measures. It is important that children develop positive attitudes and interests in mathematics, look for patterns and relationships, spot connections, 'have a go', talk to adults and peers about what they notice and not be afraid to make mistakes."

We will, as far as possible, use practical enhancements to our activities to ensure coverage of the maths requirements. We will also work in small groups to develop these skills.

Personal, Social, Emotional Development

- ▶ Getting to know each other, making friends.
- ▶ Learning how to get along and resolve disagreements peacefully!
- ▶ Celebrating success together.
- ▶ Assemblies and STEP (sorry, thank you, excuse me, please.) Award.
- ▶ Learning Values - Stickers and certificates
- ▶ Being part of the school community:
 - ▶ Manners
 - ▶ Sharing and caring
 - ▶ Talking about feelings
 - ▶ Respect for everyone



Celebrating Success



- Success within school is celebrated through earning house-points, these go towards the end of year trophy that is awarded to the winning house.
- Class honeycombs are collected when the class has been noticed for something positive. Once all the honeycomb spaces are coloured, a class treat is awarded.
- Learning value stickers which result in a certificate after a number have been collected.
- Kindness certificates. These are awarded when a child has been noticed for showing a kindness.
- Celebration certificates. These are awarded for a child's piece of work or attitude towards their learning. Certificates for these are given during our celebration assemblies. You will be sent an invitation to attend these assemblies when your child receives one.
- STEP Award (Sorry, Thank you, Excuse Me, Please) This is an award given at the end of each term in recognition of a child's outstanding attitude and good manners towards everyone they have contact with in school.

Trips

- The number of trips we have will depend on our focus at the time. Our welly walks are mini adventures.
- Trips can be an anxious thought for young children (and their parents) and can be very tiring and we are always happy to talk over any of our planned class/school trips.
- We also have people who come into school to talk to the children and we go for walks within the local area.



Key Dates - September

Monday 2 and Wednesday 4 September - Home Visits


The Office will be in touch shortly to arrange these.

Thursday 5 September: First Day Children stay from 0900 - 1200.

Friday 6 September: Children stay and eat lunch 0900 - 1300

Monday 9 September onwards: Children start full time 8.40am - 3.15pm

Drop off will be from the front playground of the school for the first few days. Pick up will be from the back playground.




Please do come and talk to us about anything. If it is important to you, it is important to us also.

▶ Best time for a chat is after school, or you can arrange a meeting through the office.

▶ A message book is kept in the office reception area. Please let us know who will be picking up your child if it is not you.

Please remember we are a nut free school.



We hope your child enjoys their time in Robins Class!



Link to Youtube video

[Animal School](#)

